

Date: 20-12-2016

# ANALYSIS OF DONATIONS RECEIVED BY NATIONAL POLITICAL PARTIES – FY 2015-16

A Report by  
National Election Watch  
&  
Association for Democratic Reforms

Association for Democratic Reforms  
T-95A, I floor, C.L. House, Gautam Nagar  
New Delhi – 110 049  
Email: [adr@adrindia.org](mailto:adr@adrindia.org); Phone: 011-4165 4200

## Table of Contents

Executive Summary .....	3
Observations and Recommendations of ADR.....	6
Observations .....	6
Recommendations.....	7
Detailed Report.....	7
I. Donations above Rs 20,000 to National Parties from all over India (FY 2015-16) .....	7
II. Comparison of donations received by National Parties between FY 2014-15 and FY 2015-16 .....	8
III. Cash donations declared by National Parties – FY 2015-16 .....	9
IV. Mode of contribution to National Parties .....	10
V. Donors from Corporates/ business sectors Vs. Individual donors.....	11
VI. State-wise donations to National Parties .....	12
VII. Incomplete disclosure of information in the donations report .....	13
VIII. Top donors to National Parties .....	14
Contacts.....	15
Disclaimer.....	15
Annexure-1: Details of Top 10 donations above Rs 20,000 to the National Parties.....	16
Bharatiya Janata Party (BJP) .....	16
Indian National Congress (INC).....	17
Nationalist Congress Party (NCP) .....	18
Communist Party of India (CPI).....	18
Communist Party of India - Marxist (CPM) .....	20
All India Trinamool Congress (AITC) .....	21
Annexure – 2 .....	21
State-wise contributions made in cash by donors to National Parties – FY 2015-16.....	21
Annexure – 3 .....	22
Sector-wise contributions made from various states to National Parties – FY 2015-16.....	22

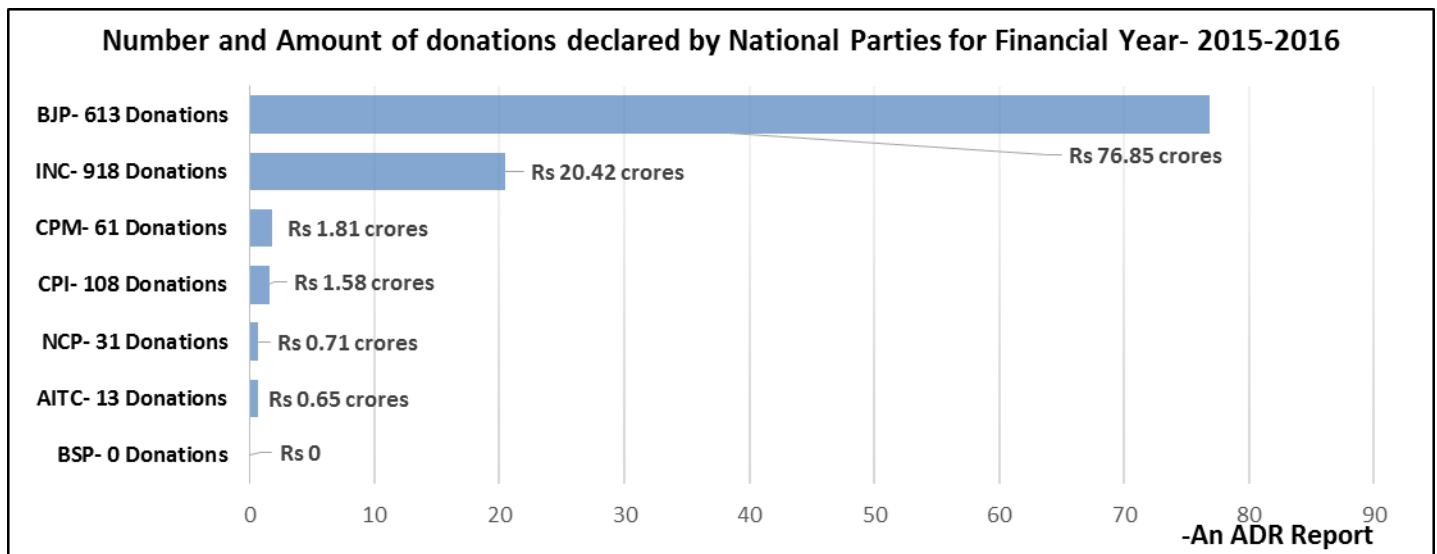
## Analysis of Donations Received above Rs 20,000 by National Political Parties – FY 2015-16

This report, prepared by **Association for Democratic Reforms (ADR)** and **National Election Watch (NEW)**, focuses on donations received by the National Political Parties, above Rs 20,000, during the Financial Year 2015-16, as submitted by the parties to the Election Commission of India (ECI). The National Parties include Bharatiya Janata Party (**BJP**), Indian National Congress (**INC**), Bahujan Samaj Party (**BSP**), Nationalist Congress Party (**NCP**), Communist Party of India (**CPI**), Communist Party of India (Marxist) (**CPM**) and All India Trinamool Congress (**AITC**). It is to be noted that **AITC was declared a National Party** by the Election Commission of India based on the party being recognised as a State Party of West Bengal, Manipur, Tripura and Arunachal Pradesh.

### Executive Summary

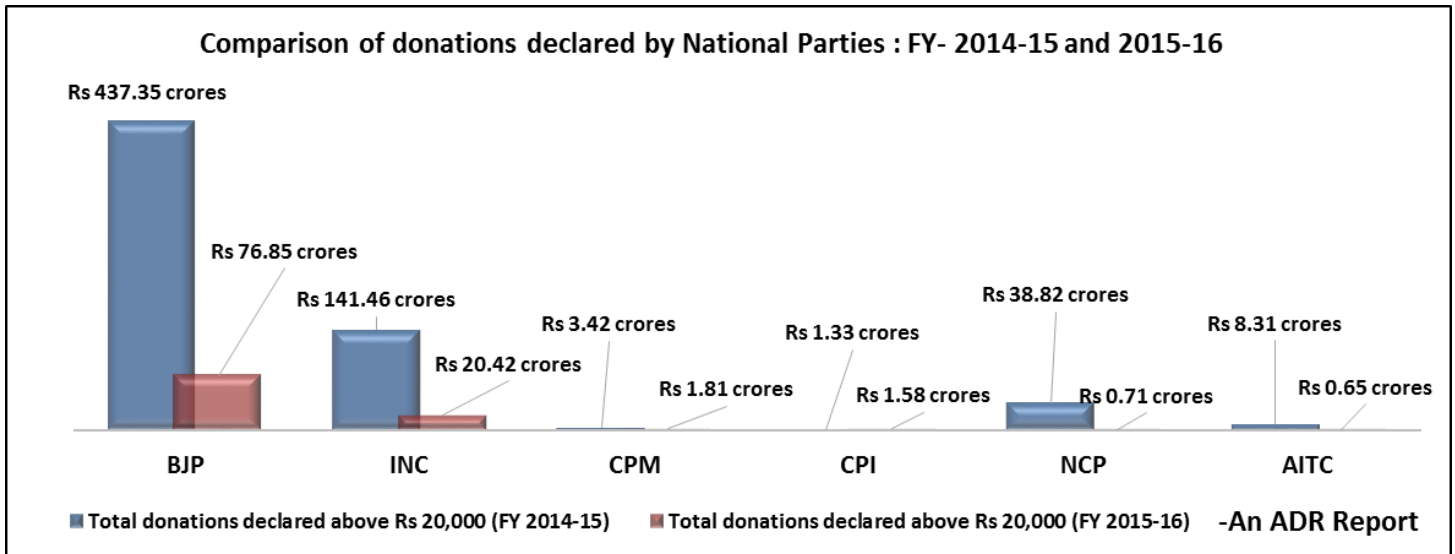
The **executive summary** below lists the key observations drawn from the report:

- I. **Donations above Rs 20,000 to National Parties from all over India (FY 2015-16)**
  - a. The total amount of donations above Rs 20,000 received by National Political Parties during FY 2015-16 is calculated from the donations report submitted to the Election Commission annually.
  - b. The total amount of donations above Rs 20,000 declared by the National Parties was **Rs. 102.02 crores**, from **1744 donations**.
  - c. A total of **Rs 76.85 crores** was declared by **BJP from 613 donations** while **INC** declared receiving **Rs 20.42 crores** from 918 donations. The donations declared by BJP is **more than thrice the aggregate declared by the INC, NCP, CPI, CPM and AITC** for the same period.
  - d. **BSP declared that the party did not receive any donations above Rs 20,000** during FY 2015-16, as it has been declaring for the past 10 years.



- II. **Comparison of donations received by National Parties during FY 2014-15 and FY 2015-16**
  - a. The total donations **of the National Parties** during FY 2015-16 **decreased by Rs 528.67 crores, a decrease of 84%**, from the previous financial year, 2014-15.
  - b. **NCP** declared the **highest decrease of 98%**, from Rs 38.82 crores in FY 2014-15 to Rs 71 lakhs in FY 2015-16 while donations to **BJP** decreased from **Rs 437.35 crores during FY 2014-15 to Rs 76.85 crores during FY 2015-16 (82% decrease)**.

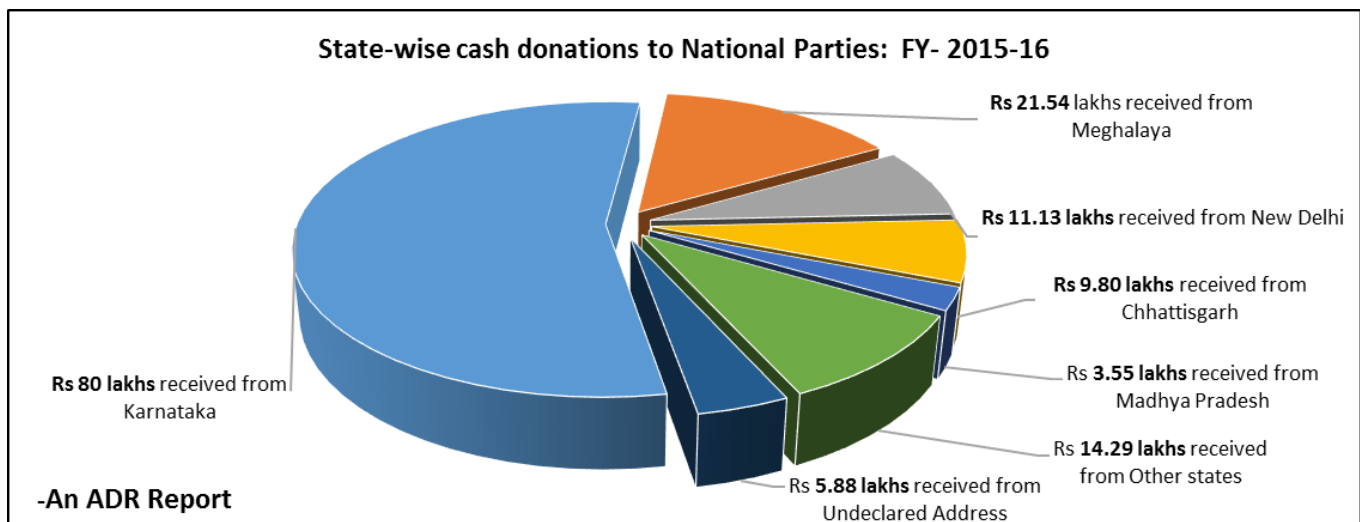
- c. It is to be noted that **BJP's** donations had increased by **156%** between **FY 2013-14 and 2014-15** while that of **INC** had increased by **137%** during the same period.



### III. Cash donations declared by the National Parties – FY 2015-16

ECI [notification dated 29<sup>th</sup> August, '14](#) stated that “...*no tax deduction shall be allowed on the contributions made in cash by any person or company to a political party*”. This notification was applicable for donations made from FY 2014-15 onwards. Thus, there has been a marked reduction in cash donations to political parties. The National Parties, **during FY 2014-15** had declared receiving only **Rs 89 lakhs in cash** which formed **0.14%** of the total donations to the parties, above Rs 20,000.

- Out of the total donations of **Rs 102.02 crores** declared by the National Parties, **Rs 1.45 crores** from 112 donations was received in cash during FY 2015-16. This formed **1.42%** of the **total donations** of the parties.
- Maximum donations in cash** was declared by **INC** which collected a total of **Rs 1.17 crores** from **10 states/ Union Territories** followed by **CPI** with **Rs 22.22 lakhs** from 12 States/ UTs and **BJP** with **Rs 51,000** from **only Bihar**.
- Among all the states, donors from **Karnataka** made the highest donations of **Rs 80 lakhs** in cash followed by donors from **Meghalaya** who donated a total of **Rs 21.54 lakhs in cash**. Both the top donations were made to INC.

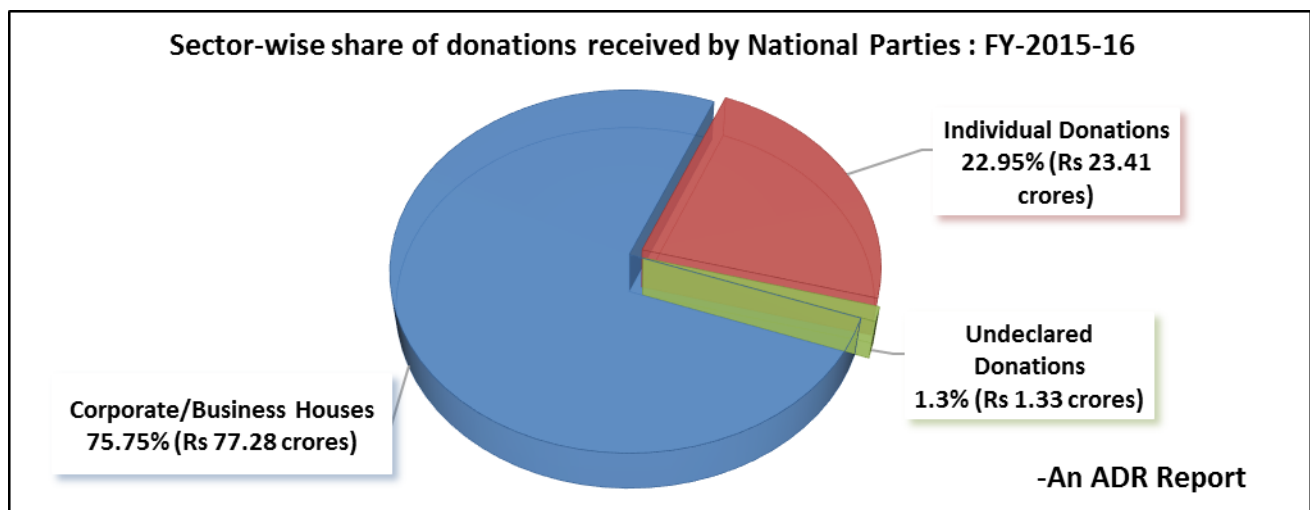


IV. **State-wise donations to National Parties – by Cash, cheque/ DD, bank transfers**

- Segregation of donations according to State** was made by ADR/NEW based on the **address** provided by the parties in their donations report to the ECI.
- A total of **Rs 54.13 crores** was donated to the National Parties from **Delhi**, followed by **Rs 11.92 crores** from **Maharashtra** and **Rs 8.64 crores** from **Karnataka**.
- A total of Rs 2.61 crores, (3% of total donations received by the National parties, FY 2015-16), could not be attributed to any State/ Union Territory due to incomplete information provided by the parties.**

V. **Donors from Corporates/ business sectors Vs. Individual donors**

- 359 donations from corporate/business sectors** amounting to **Rs 77.28 crores** (75.75% of total donations) were made to the National Parties while **1322 individual donors** donated **Rs 23.41 crores** (22.95% of total donations) to the parties during FY 2015-16.
- 283 donations from corporate/business sectors** amounting to **Rs 67.99 crores** were made to **BJP** while **330 individual donors** donated **Rs 8.86 crores** to the party during FY 2015-16.
- INC** received a total of **Rs 8.83 crores** via **57 donations from corporate/business sectors** and **Rs 11.24 crores** via **859 individual donors** during FY 2015-16.

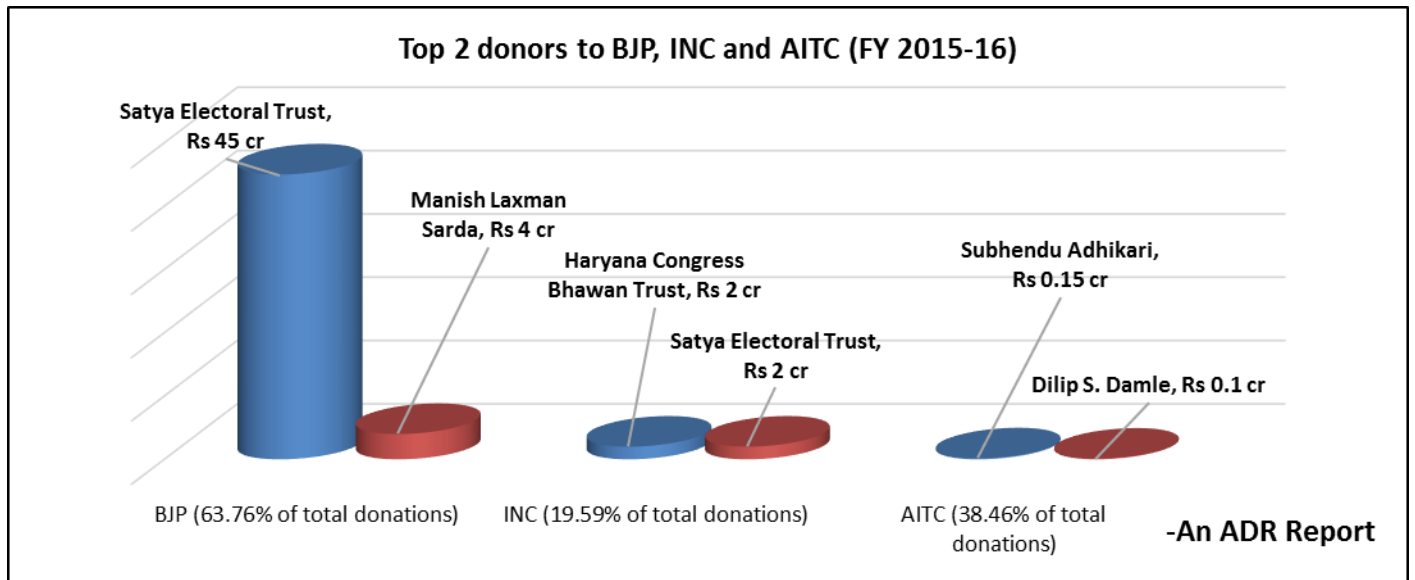


VI. **Incomplete disclosure of information in the donations report**

- Of the 7 National Parties, 4 parties, **BJP, INC, CPI and NCP** had **not declared PAN details of 473 donations** through which the parties collected a total of **Rs 11.68 crores**. **INC** collected **Rs 8.11 crores** from **318 donations** but failed to provide PAN details of donors while **BJP** collected **Rs 2.19 crores** from **71 donations** without PAN.
- CPM has not adhered with the format specified by the ECI for submission of donations report.** The party has not provided details of mode of contributions of any of its 61 donations. Such details include, cheque/ DD number, bank in which it was drawn, date of receipt or if it was a cash donations or bank transfer.
- Similarly, **AITC** has not provided cheque number, bank on which it was drawn and the date on which the cheque was received/ encashed for any of its 12 donors who contributed a total of **Rs 65 lakhs**. Thus, without the complete cheque/DD details, it would be a time consuming process **to link the donors against their donations and hence trace the money trail.**
- CPI** has also not declared the details of cheque/ DD/ Bank transfer for a total of 71 donations through which the party received **Rs 1.19 crores**.

- e. **CPI has not provided the names and PAN number of 13 state secretaries** of the party though their contributions amount to **Rs 59.68 lakhs**. Overall, the party has **not provided PAN details for 82 donations** received during FY 2015-16 which aggregate to **Rs 1.13 crores**.

VII. **Top donors to National Parties, FY 2015-16**



- a. **Satya Electoral Trust** donated a total of **Rs 47 crores** to BJP and INC and is one of the top 2 donors to the two parties. The Trust donated **Rs 45 crores** to **BJP** (58.56% of total funds received by the party) and **Rs 2 crores** to **INC** (9.79% of total funds received by the party).
- b. Donations to CPI were by means of collection, levy and membership fees. Maximum amount was from **Secretary, Kerala State Council** (Rs 36.8 lakhs) followed by **Sudhakar Reddy** (Rs 11 lakhs).

## Observations and Recommendations of ADR

### Observations

- a. There is **still ambiguity in details of donations** declared by the National Parties for **FY 2015-16**.
- b. **During FY 2014-15**, in the report submitted by INC, the **column for declaring mode of contribution** did not contain the Cheque/DD numbers, for **192 donations** amounting to **Rs 138.98 crores**. This formed **98% of total donations** above Rs 20,000 to the party.
- c. **Rs 8.11 crores** was declared as received **by INC** during **FY 2015-16** from 318 such donors whose **PAN details** were unavailable. **49%** of such funds came from **individuals** who donated **Rs 3.99 cr** and **51%** from **corporate donors** who donated **Rs 4.12 cr**. Such blatant disregard for rules by the political parties should be curbed and donations with incomplete details should not be entitled to the benefit of 100% tax exemptions of the **defaulting parties**.
- d. **Rs 83.915 lakhs** was declared as received **by BJP** during **FY 2014-15** from 20 such donors whose **PAN details, Address and Mode of contribution** (together) were unavailable. Thus, **only names of such donors and the contributed amount was declared by the party**. **73%** of such funds came from **corporates** and **27%** from **individual donors**.
- e. **BJP** collected **Rs 2.19 crores** from **71 donations** without declaring PAN details in its report submitted for **FY 2015-16**.
- f. In the report submitted by CPM for **FY 2015-16**, the **column for declaring mode of contribution** is missing from the report, for **61 donations** amounting to **Rs 1.81 crores**. This forms **100% of total donations** above Rs 20,000 to the party. Without the cheque/DD details, it would be a time consuming process to **link the donors against their donations and hence trace the money trail**.

## Recommendations

- a. The Supreme Court gave a judgment on September 13, 2013 declaring that no part of a candidate's affidavit should be left blank. Similarly, **no part of the Form 24A submitted by political parties providing details of donations above Rs 20,000 should be blank.**
- b. Full details of all **donors should be made available for public scrutiny under the RTI.** Some countries where this is done include Bhutan, Nepal, Germany, France, Italy, Brazil, Bulgaria, the US and Japan. In none of these countries is it possible for 75% of the source of funds to be unknown, but at present it is so in India.
- c. The National and Regional Parties should, ideally, lead by example by filing complete and correct statements of donations to the ECI well in time for public scrutiny so as to encourage financial transparency.
- d. **The National and regional political parties must provide all information on their finances under the Right to Information Act.** This will go a long way in strengthening political parties, elections and democracy. For more information, please refer to <https://goo.gl/o1qFYT>.

## Detailed Report

Political parties rely heavily on donations for contesting elections and running their daily affairs. They receive huge sums of money in the form of donations/ contributions from corporates or business houses, trusts and individuals. Section 29C of the Representation of People Act, 1951 mandates that political parties submit their contribution details in excess of Rs 20,000 received from any person or a company to the ECI annually, in order to enjoy 100% tax exemption.

This report, prepared by **Association for Democratic Reforms (ADR)** and **National Election Watch (NEW)**, focuses on donations received by the National Political Parties, above Rs 20,000, during the Financial Year 2015-16, as submitted by the parties to the Election Commission of India (ECI). The National Parties include Bharatiya Janata Party (**BJP**), Indian National Congress (**INC**), Bahujan Samaj Party (**BSP**), Nationalist Congress Party (**NCP**), Communist Party of India (**CPI**), Communist Party of India (Marxist) (**CPM**) and All India Trinamool Congress (**AITC**)

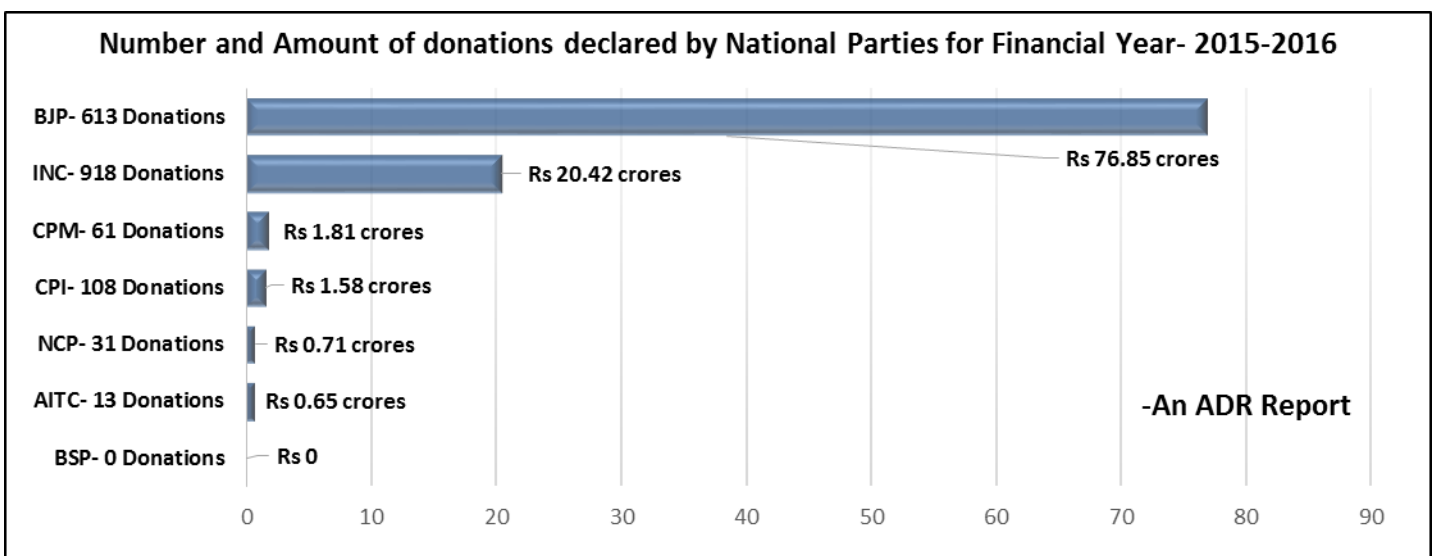
### I. Donations above Rs 20,000 to National Parties from all over India (FY 2015-16)

- a. The total amount of donations received above Rs 20,000 by National Political Parties during FY 2015-16 is calculated from the donations report submitted to the Election Commission annually.
- b. The total amount of donations above Rs 20,000 declared by the National Parties was **Rs. 102.02 crores**, from **1744 donations** which amounts to an **average of Rs 5.85 lakhs per donor.**
- c. With regard to the total number of donations, **INC** leads with **918 donations** from individuals and corporates while **BJP** declared a total **613 donations** followed by **CPI** with **108 donations** and **CPM** with **61 donations**. The least number of donations was declared by **AITC** (13 donations).
- d. A total of **Rs 76.85 crores** was declared by **BJP** during FY 2015-16 while **INC** declared receiving **Rs 20.42 crores** during the same period.
- e. The donations declared by **BJP** is **more than thrice the aggregate declared by the INC, NCP, CPI, CPM and AITC** for the same period (Rs 76.85 crores against Rs 25.17 crores declared by the remaining parties).
- f. **BSP declared that the party did not receive any donations above Rs 20,000** during FY 2015-16, as it has been declaring for the past 10 years.
- g. **AITC** received an average of **Rs 5 lakhs per donor**; **CPM** – **Rs 2.97 lakhs per donor**, **NCP** – **Rs 2.30 lakhs per donor**, **INC** – **Rs 2.22 lakhs per donor** and **CPI** – **Rs 1.46 lakhs per donor.**



Number and amount of donations declared by National Parties for Financial Year- 2015-2016			
National Party	No of donations*	Total donations (Rs in crores)	Average of donations
BJP	613	76.85	Rs 12.53 lakhs
INC	918	20.42	Rs 2.22 lakhs
CPM	61	1.81	Rs 2.97 lakhs
CPI	108	1.58	Rs 1.46 lakhs
NCP	31	0.71	Rs 2.30 lakhs
AITC	13	0.65	Rs 5.00 lakhs
BSP	0	0	Rs 0 lakhs
<b>Grand total</b>	<b>1,744 Donations</b>	<b>Rs 102.02 crores</b>	<b>Rs 5.85 lakhs</b>

\*Note: Figures indicate total number of donations made and include multiple donations made by a single donor



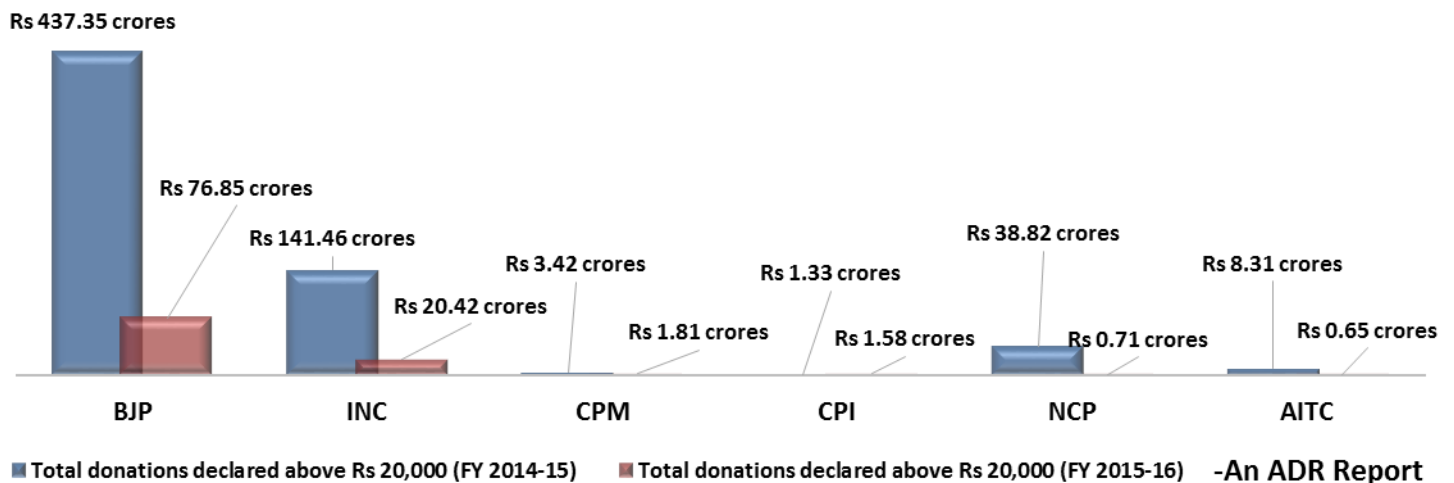
## II. Comparison of donations received by National Parties between FY 2014-15 and FY 2015-16

- The total donations of the National Parties during FY 2015-16 decreased by Rs 528.67 crores, a decrease of 84%, from the previous financial year, 2014-15.
- NCP declared the highest decrease of 98%, from Rs 38.82 crores in FY 2014-15 to Rs 71 lakhs in FY 2015-16 while donations to BJP decreased from Rs 437.35 crores during FY 2014-15 to Rs 76.85 crores during FY 2015-16 (82% decrease).
- It is to be noted that BJP's donations had increased by 156% between FY 2013-14 and 2014-15 while that of INC had increased by 137% during the same period.
- CPI is the only National Party whose donations have increased between FY 2014-15 and 2015-16. The party declared collecting a total of Rs 1.33 crores in FY 2014-15 and showed an increase of 19% in FY 2015-16 by collecting a total of Rs 1.58 crores.



National Party	Total donations declared above Rs 20,000 (FY 2014-15)	Total donations declared above Rs 20,000 (FY 2015-16)	% Increase in total donations received
BJP	Rs 437.35 cr	Rs 76.85 cr	-82%
INC	Rs 141.46 cr	Rs 20.42 cr	-86%
CPM	Rs 3.42 cr	Rs 1.81 cr	-47%
CPI	Rs 1.33 cr	Rs 1.58 cr	19%
NCP	Rs 38.82 cr	Rs 0.71 cr	-98%
AITC	Rs 8.31 cr	Rs 0.65 cr	-92%
<b>Grand total</b>	<b>Rs 630.69 crores</b>	<b>Rs 102.02 crores</b>	<b>-84%</b>

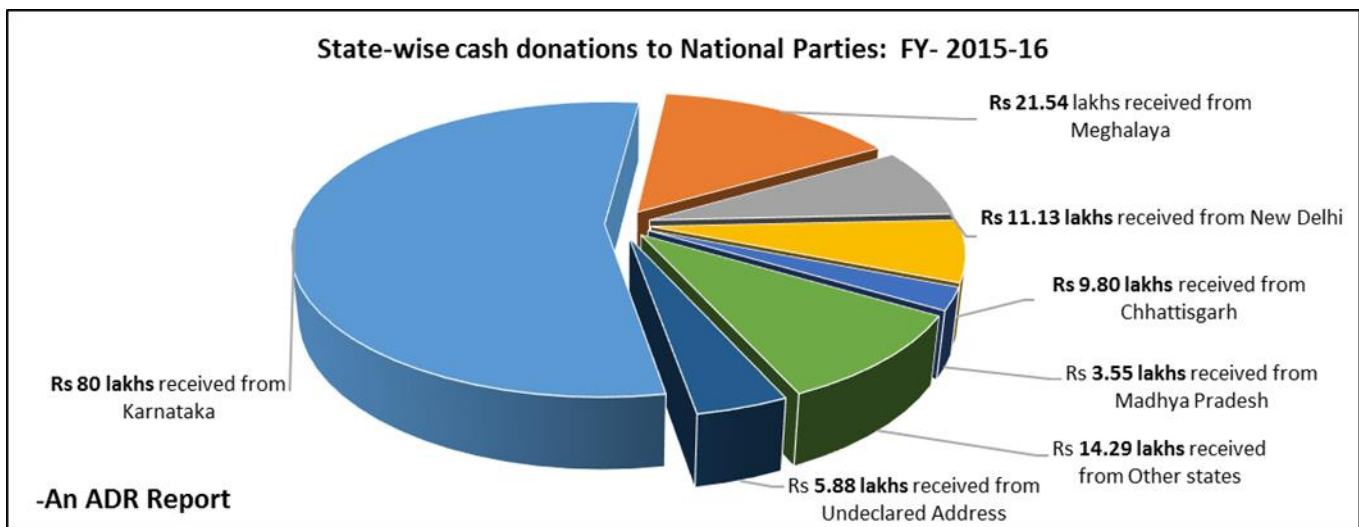
Comparison of donations declared by National Parties : FY- 2014-15 and 2015-16



### III. Cash donations declared by National Parties – FY 2015-16

- BJP, INC and CPI were the only National Parties which declared collecting donations in cash. CPI declared collecting cash donations from the 4 Associations/ Unions as well as individual donors while cash donations to BJP and INC were made only by individual donors.
- Cash donations formed 1.42% of the total contributions declared by the National Parties where 108 donations were made by individual donors donating a total of Rs 1.43 crores while 4 Associations/ unions donated Rs 3.30 lakhs.
- Maximum donations in cash was declared by INC which collected a total of Rs 1.17 crores from 10 states/ Union Territories followed by CPI with Rs 22.22 lakhs from 12 States/ UTs and BJP with Rs 51,000 from only Bihar.
- Among all the states, donors from Karnataka made the highest donations of Rs 80 lakhs in cash followed by donors from Meghalaya who donated a total of Rs 21.55 lakhs in cash. Both the top donations were made to INC.
- As the address of donors who donated a total of Rs 5.89 lakhs in cash were not declared by the three National Parties, they could not be segregated state-wise.
- For complete list of state-wise donations, please refer to Annexure – 2.

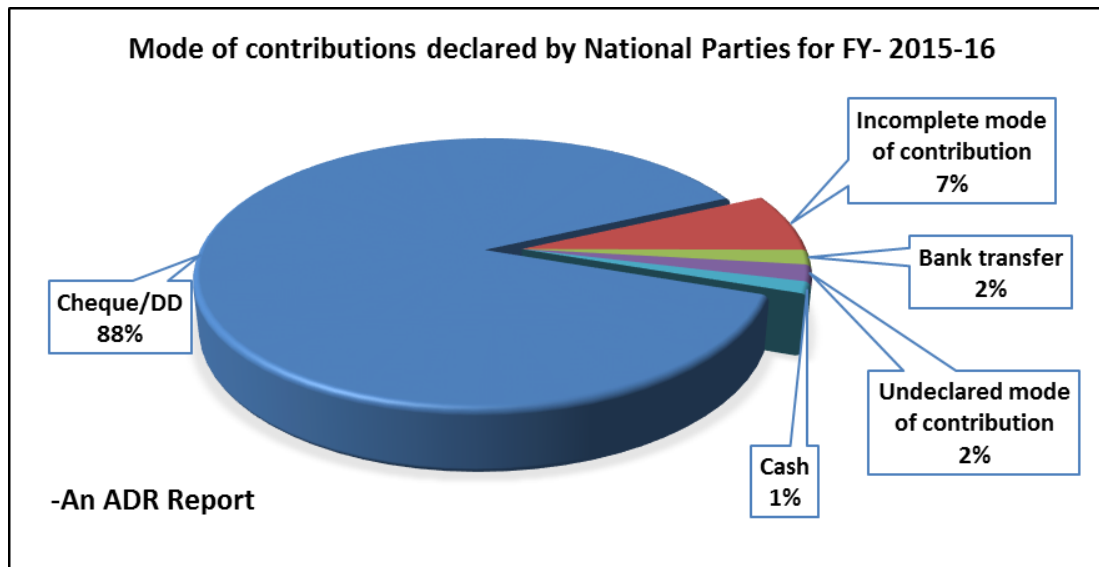
Top 5 states with cash donations as declared by BJP, INC and CPI (in Rs)				
Cash donations from Top 5 States	BJP	CPI	INC	Grand Total
Karnataka	-	-	8,000,000	8,000,000
Meghalaya	-	-	2,154,550	2,154,550
New Delhi	-	963,720	150,000	1,113,720
Chhattisgarh	-	94,113	886,000	980,113
Madhya Pradesh	-	105,300	250,000	355,300
Other states	51,000	1,059,135	319,200	1,429,335
Undeclared Address	80,000	408,550	100,000	588,550
<b>Total cash donations</b>	<b>131,000</b>	<b>2,630,818</b>	<b>11,859,750</b>	<b>14,621,568</b>



#### IV. Mode of contribution to National Parties

- National Parties declared receiving a total of **Rs 89.53 crores** by **cheque/DD** from 1233 donations and formed 87.76% of the total donations received while **220 donations**, amounting to **Rs 7.19 crores** contained **incomplete information of the mode of contribution** but formed 7.05% of the total donations declared by the parties.
- Rs 2.04 crores** was declared as received by the National Parties **without declaring what mode the payment was made in**. A total of 75 such donations did not contain details of how the donations were made.
- Only 1.77%** of the total donations received or **Rs 1.81 crores** was made via **bank transfer** through 104 donations.

Mode of contributions declared by National Parties for FY- 2015-16						
Donations	Cheque/DD	Mode of contribution- Incomplete details	Bank Transfer	Undeclared- Mode of contribution	Cash	Grand Total
Total number of donations	1233	220	104	75	112	1744
Total donations declared (Rs in crores)	89.53	7.19	1.81	2.04	1.45	102.02
Share of donations	87.76%	7.05%	1.77%	2.00%	1.42%	100%

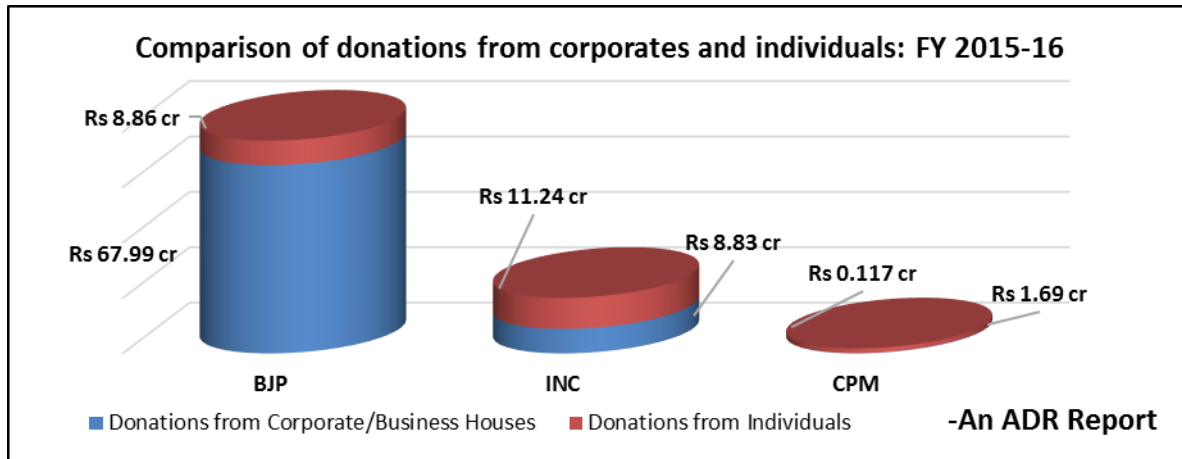


#### V. Donors from Corporates/ business sectors Vs. Individual donors

- Corporates/ business sectors have been segregated from individual donations by **ADR/NEW** as this segregation is not a part of the form submitted by the political parties to the ECI.
- 359 donations from corporate/business sectors** amounting to **Rs 77.28 crores** were made to the National Parties while **1322 individual** donors donated **Rs 23.41 crores** to the parties during FY 2015-16.
- With the maximum number of donations during FY 2015-16, **BJP** has declared **283 donations from corporate/business sectors** amounting to **Rs 67.99 crores** while **330 individual** donors donated **Rs 8.86 crores** to the party.
- Donations from corporates** formed **88%** of total donations declared by **BJP**.
- 57 donations from corporate/business sectors** amounting to **Rs 8.83 crores** were made to **INC** while **859 individual** donors donated **Rs 11.24 crores** to the party.
- Donations from corporates** formed **43%** of total donations declared by **INC**.
- AITC** declared **no donations from corporate/ business houses** while the party declared receiving all its donations above Rs 20,000, aggregating to Rs 65 lakhs from individual donors.

Sector-wise donations declared by National Parties for FY 2015-16

Party	Corporate/Business Houses		Individuals Donations		Unknown Donations		Grand Total	
	Donations	Total Contributions (Rs in cr)	Donations	Total Contributions (Rs in cr)	Donations	Total Contributions (Rs in cr)	Donations	Total Contributions
BJP	283	67.99	330	8.86	0	0	613	Rs 76.85 crores
INC	57	8.83	859	11.24	2	0.35	918	Rs 20.42 crores
CPM	9	0.117	52	1.69	0	0	61	Rs 1.81 crores
CPI	8	0.08	39	0.52	61	0.98	108	Rs 1.58 crores
NCP	2	0.26	29	0.45	0	0	31	Rs 0.71 crores
AITC	0	0	13	0.65	0	0	13	Rs 0.65 crores
<b>Total</b>	<b>359</b>	<b>Rs 77.28 cr</b>	<b>1322</b>	<b>Rs 23.41 cr</b>	<b>63</b>	<b>Rs 1.33 cr</b>	<b>1744</b>	<b>Rs 102.02 cr</b>

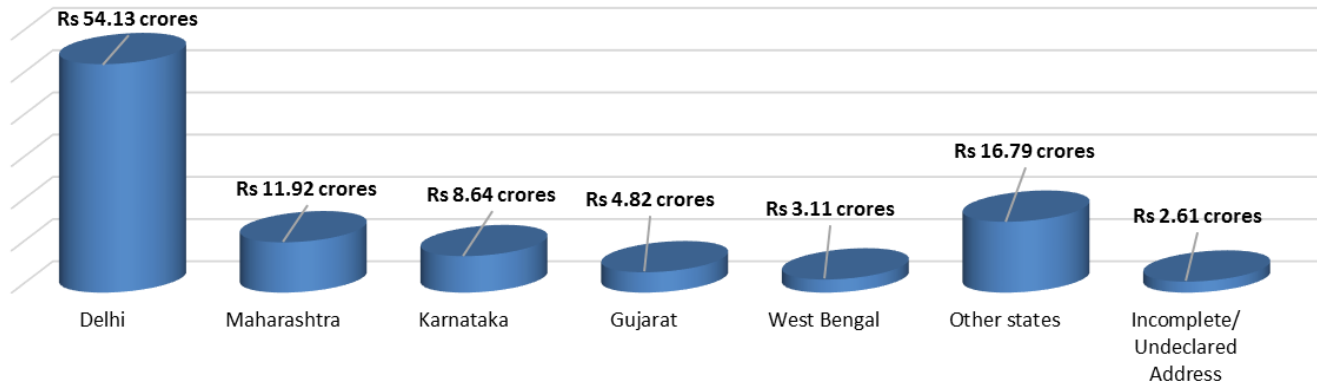


## VI. State-wise donations to National Parties

- Segregation of donations according to State was made by ADR/NEW based on the address provided by the parties in their donations report to the ECI.
- Donations declared by the National Parties contained details of donations received from 32 States/Union Territories/ common capitals.
- A total of Rs 54.13 crores was donated to the National Parties from Delhi, followed by Rs 11.92 crores from Maharashtra and Rs 8.64 crores from Karnataka.
- A total of Rs 2.61 crores, (3% of total donations received by the National parties, FY 2015-16), could not be attributed to any State/ Union Territory due to incomplete information provided by the parties.
- Of the donations from corporate houses, Rs 1.37 crores could not be segregated into donations from various states.
- Corporate/ Business houses from Delhi donated Rs 50.47 crores while those from Maharashtra gave Rs 6.23 crores.
- For complete list of sector-wise donations from various states, please refer to Annexure – 3.

Sector-wise top 5 states who contributed to National Parties, FY 2015-16 (Rs in crores)				
States	Corporate/Business Houses	Individual	Undeclared name	Total
Delhi (53% of total donations to the Parties)	50.47	3.65	0.01	Rs 54.13 cr
Maharashtra (12% of total donations to the Parties)	6.23	5.64	0.05	Rs 11.92 cr
Karnataka (8% of total donations to the Parties)	4.93	3.44	0.27	Rs 8.64 cr
Gujarat (5% of total donations to the Parties)	4.31	0.51	0.00	Rs 4.82 cr
West Bengal (3% of total donations to the Parties)	2.14	0.91	0.06	Rs 3.11 cr
Other states (16% of total donations to the Parties)	7.827	8.022	0.9407	Rs 16.79 cr
<b>Incomplete/Undeclared Address--(3% of total donations to the Parties)</b>	<b>1.37</b>	<b>1.24</b>	0	Rs 2.61 cr
<b>Total</b>	<b>Rs 77.28 cr</b>	<b>Rs 23.41 cr</b>	<b>Rs 1.33 cr</b>	<b>Rs 102.02 cr</b>

**State-wise contributions received by National Political Parties: FY- 2015-16**



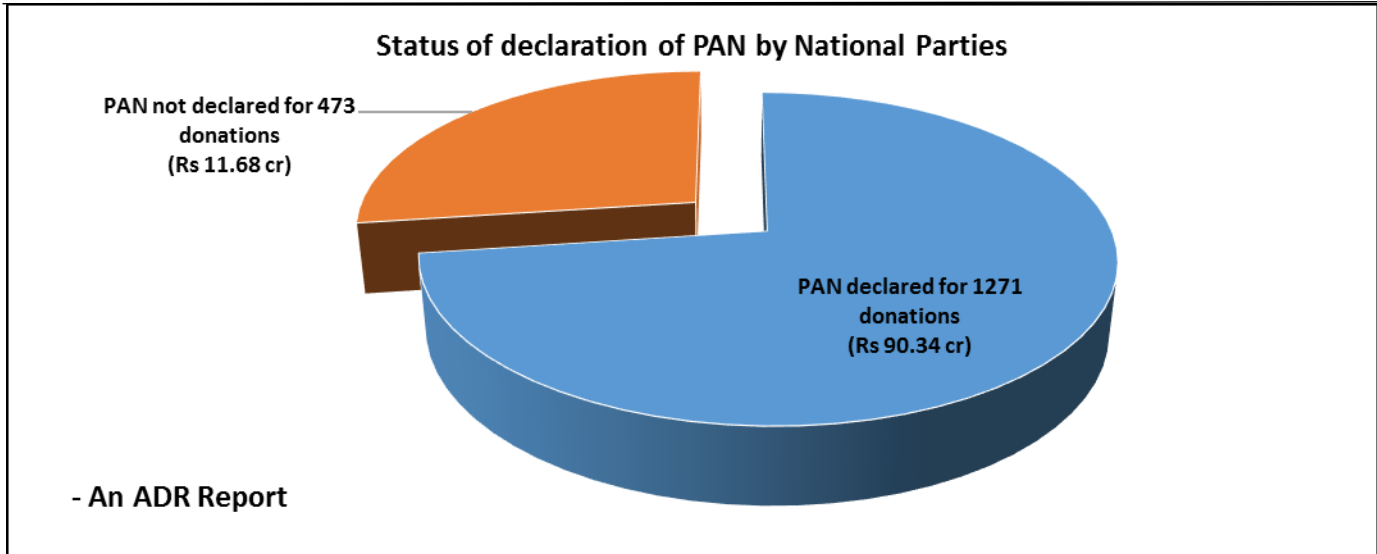
-An ADR Report

**VII. Incomplete disclosure of information in the donations report**

- Of the 7 National Parties, 4 parties, BJP, INC, CPI and NCP had **not declared PAN details of 473 donations** through which the parties collected a total of **Rs 11.68 crores**. **INC** collected **Rs 8.11 crores** from **318 donations** but failed to provide PAN details of donors while **BJP** collected **Rs 2.19 crores** from **71 donations** without PAN.
- CPM has not adhered with the format specified by the ECI for submission of donations report.** The party has not provided details of mode of contributions of any of its 61 donations. Such details include, cheque/ DD number, bank in which it was drawn, date of receipt or if it was a cash donations or bank transfer.
- Similarly, **AITC** has not provided cheque number, bank on which it was drawn and the date on which the cheque was received/ encashed for any of its 12 donors who contributed a total of **Rs 65 lakhs**. Thus, without the complete cheque/DD details, it would be a time consuming process **to link the donors against their donations and hence trace the money trail.**
- CPI** has also not declared the details of cheque/ DD/ Bank transfer for a total of 71 donations through which the party received **Rs 1.19 crores**.
- CPI** has **not provided the names and PAN number of 13 state secretaries** of the party though their contributions amount to **Rs 59.68 lakhs**. Overall, the party has **not provided PAN details for 82 donations** received during FY 2015-16 which **aggregate to Rs 1.13 crores**.

**National Parties Contributions for FY- 2015-16- Status of declaration of PAN details of donors**

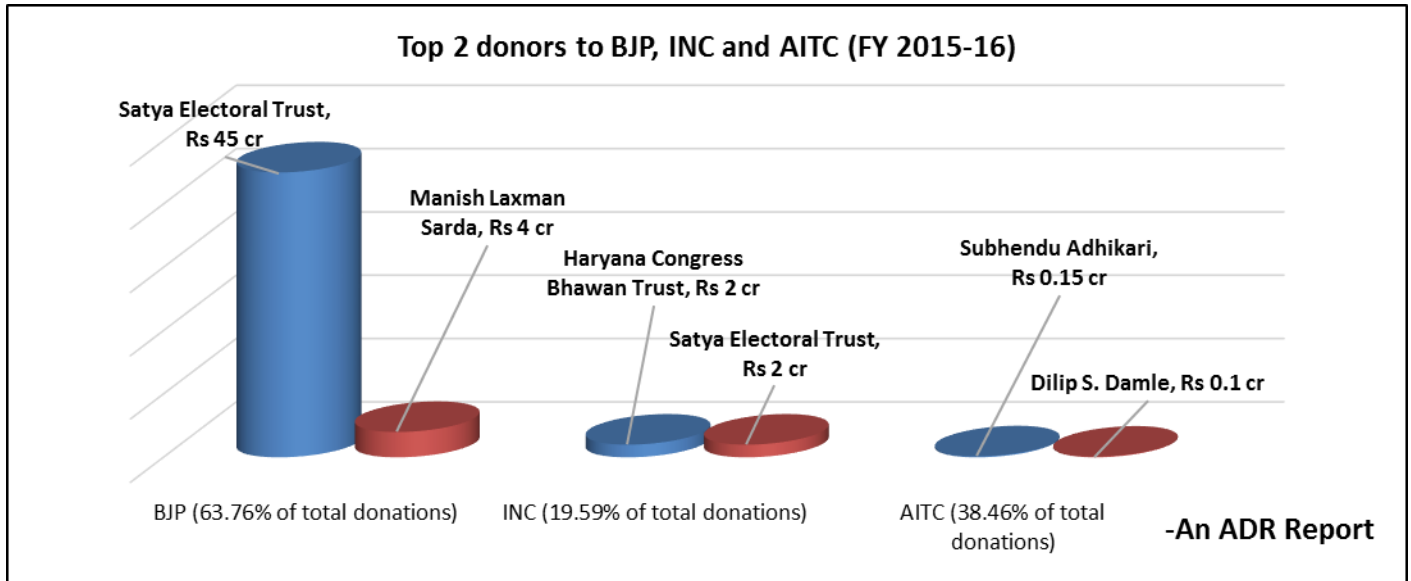
Party	PAN not Declared		PAN Declared		Total No of Donations	Total Donations
	No of donations without PAN declaration	Contributions (Rs in crores)	No of donations with declared PAN	Contributions (Rs in crores)		
BJP	71	2.19	542	74.66	613	Rs 76.85 crores
INC	318	8.11	600	12.31	918	Rs 20.42 crores
CPM	0	0	61	1.81	61	Rs 1.81 crores
CPI	82	1.13	26	0.45	108	Rs 1.58 crores
NCP	2	0.25	29	0.456	31	Rs 0.71 crores
AITC	0	0	13	0.65	13	Rs 0.65 crores
<b>Grand Total</b>	<b>473 Donations</b>	<b>Rs 11.68 crores</b>	<b>1271 Donations</b>	<b>Rs 90.34 crores</b>	<b>1744 Donations</b>	<b>Rs 102.02 crores</b>



#### VIII. Top donors to National Parties

- a. Of the total donations of Rs 102.02 crores, the top 2 donors of every National Party combined, donated a sum of **Rs 54.53 crores** which forms 53% of the parties' overall donations above Rs 20,000 during FY 2015-16.
- b. **Satya Electoral Trust** donated a total of **Rs 47 crores** to BJP and INC and is one of the top 2 donors to the two parties. The Trust donated **Rs 45 crores** to **BJP** (58.56% of total funds received by the party) and **Rs 2 crores** to **INC** (9.79% of total funds received by the party).
- c. Donations to CPI were by means of collection, levy and membership fees. Maximum amount was from **Secretary, Kerala State Council** (Rs 36.8 lakhs) followed by **Sudhakar Reddy** (Rs 11 lakhs).

National Party	Total donations received above Rs 20,000	Top 2 donors		Share of Contributions
		Donors	Contributions	
BJP	Rs 76.85 crores	Satya Electoral Trust	Rs 45 crores	58.56%
		Manish Laxman Sarda	Rs 4 crores	5.20%
INC	Rs 20.42 crores	Haryana Congress Bhawan Trust	Rs 2 crores	9.79%
		Satya Electoral Trust	Rs 2 crores	9.79%
CPM	Rs 1.81 crores	Nasib Kaur Bains	Rs 0.21 crores	11.60%
		C P Narayanan	Rs 0.096 crores	5.30%
CPI	Rs 1.58 crores	Secretary, Kerala State Council, CPI	Rs 0.368 crores	23.29%
		S.Sudhakar Reddy General Secretary, CPI	Rs 0.11 crores	6.96%
NCP	Rs 0.71 crores	Vedicon Industries ltd	Rs 0.25 crores	35.21%
		Vijay Sopam Machindra	Rs 0.25 crores	35.21%
AITC	Rs 0.65 crores	Subhendu Adhikari	Rs 0.15 crores	23.08%
		Dilip S. Damle	Rs 0.10 crores	15.38%
<b>Rs 102.02 crores</b>		<b>Rs 54.53 crores</b>		<b>53%</b>



## Contacts

Media and Journalist Helpline  +91 80103 94248 Email: adr@adrindia.org	Maj Gen Anil Verma (Retd.) Head  NEW & ADR +91 8826479910 anilverma@adrindia.org	Prof Jagdeep Chhokar IIM Ahmedabad (Retd) Founder NEW & ADR +919999620944 jchhokar@gmail.com	Prof Trilochan Sastry IIM Bangalore Founder Member, NEW & ADR +919448353285, trilochans@iimb.ernet.in
---	---	--	--

## Disclaimer

The data analysed in this report is based on the Contribution Reports submitted by the parties to the Election Commission of India (ECI) for the FY 2015-16. The same can be accessed from [http://eci.nic.in/eci\\_main1/PolPar/political\\_parties\\_Contribution\\_report\\_2015.aspx](http://eci.nic.in/eci_main1/PolPar/political_parties_Contribution_report_2015.aspx)

For complete list of donor details of all the National Parties, kindly visit <http://myneta.info/party>.

For other research reports on political party funding, kindly visit <http://adrindia.org/research-and-report/political-party-watch>



## Annexure-1: Details of Top 10 donations above Rs 20,000 to the National Parties

### Bharatiya Janata Party (BJP)

Top 10 donations declared by BJP as received above Rs 20,000 from donors who contributed during FY 2015-16						
S.No.	Name	Address	PAN	Total Donations (Rs)	Amount of Contribution (Rs.)	Mode of Contribution*(Cheque/Dem and Draft /cash)
1	Satya Electoral Trust	G-15 Hans Bhawan, 1 Bahadurshah Zafar Marg, New Delhi-110002	Yes	450,000,000	100,000,000	000162, HDFC Bank
		G-15 Hans Bhawan, 1 Bahadurshah Zafar Marg, New Delhi-110002	Yes		100,000,000	000164, HDFC Bank
		G-15 Hans Bhawan, 1 Bahadurshah Zafar Marg, New Delhi-110002	Yes		150,000,000	000165, HDFC Bank
		G-15 Hans Bhawan, 1 Bahadurshah Zafar Marg, New Delhi-110002	Yes		30,000,000	000169, HDFC Bank
		G-15 Hans Bhawan, 1 Bahadurshah Zafar Marg, New Delhi-110002	Yes		20,000,000	000171, HDFC Bank
		G-15, Hans Bhawan, 1, Bahadur Shah Zafar Marg, New Delhi-110002	Yes		50,000,000	000166, HDFC Bank
2	Manish Laxman Sarda	705-706, Shivalaya Residency, 90 Feet Road, Thakur Complex, Kandivali East Mumbai-400101	Yes	40,000,000	20,000,000	006652, Kotak Mahindra Bank
		705-706, Shivalaya Residency, 90 Feet Road, Thakur Complex, Kandivali East Mumbai-400101	Yes		20,000,000	006651, Kotak Mahindra Bank
3	Jupiter Capital Pvt Ltd	54, Vision Centre, Richmond, Bengalur	Yes	35,000,000	20,000,000	335171, Corporation Bank
		54, Vision Centre, Richmond, Bengalur	Yes		15,000,000	354764, Corporation Bank
4	J Kumar Infraprojects Ltd	16-A, Andheri Industrial Estates, Veera Desai Road, Andheri W, Mumbai-400058	Yes	20,000,000	10,000,000	976660, YES Bank Ltd
		16-a, Andheri Industrial Estate Andheri West Mumbai	Yes		10,000,000	040625, BOI
5	M/s Ashok Commercial Enterprises	126, Free Press House, Nariman Point Mumbai-400021	Yes	25,000,000	25,000,000	458930, SBI
6	BPTP Limited	M-11, Middle Circle, Connaught Place, New Delhi-110001	Yes	20,000,000	20,000,000	865297, Axis Bank
7	MNR Education Trust	2-23B/350, Bhagyanagar Phase-111, Near HMT Hills Colony, Kokatpally Hyderabad-500085	Yes	10,000,000	10,000,000	228262, Canara Bank
8	Supertech Limited	Supertech House, B-28-29, Sector-58, Noida-201307	Yes	10,000,000	10,000,000	141302, Corporation Bank
9	Spectrum Coal and Power Ltd	7th Floor, Corporate Tower, Ambience Mall N.H.8, Gurgaon-122002	Yes	10,000,000	10,000,000	840856, Yes Bank Ltd
10	Samaj Elecoral Trust Association	9/1, R.N. Mookerjee Road, Vth Floor, Kolkata	Yes	10,000,000	10,000,000	00000018, Development Credit Bank

Table: Details of top 10 donations above Rs 20,000 to BJP during FY 2015-16

## Indian National Congress (INC)

Top 10 donations declared by INC as received above Rs 20,000 from donors who contributed during FY 2015-16						
S.No.	Name	Address	PAN	Total Donations (Rs)	Amount of Contribution (Rs.)	Mode of Contribution *(Cheque/Demand Draft /cash)
1	Haryana Congress Bhawan Trust	Kothi No.140, Sector-9B, Chandigarh	No	20,000,000	20,000,000	Cheque No.147290, Dt. 24.09.2015, HDFC Bank Ltd, Madhya Marg. Chandigarh
2	Satya Electrol Trust	G-15, Hans Bhawan 1, Bahadurshah Zafar Marg, New Delhi 110002	Yes	20,000,000	10,000,000	Cheque , HDFC Bank, New Delhi
		G-15, Hans Bhawan 1, Bahadurshah Zafar Marg, New Delhi 110002	Yes		10,000,000	Cheque , HDFC Bank, New Delhi
3	Cadila Healthcare Ltd.	Zydus Tower Satellite Cross Road, Ahmedabad-15	Yes	10,000,000	10,000,000	Cheque , HDFC Bank, Ahmedabad
4	Sri D. K. Shivakumar	No. 150/A, Kenkeri, 10th Main, RMV Extn., Sadashivanagara, Bangalore- 80	No	4,000,000	2,000,000	Cash
		No. 150/A, Kenkeri, 10th Main, RMV Extn., Sadashivanagara, Bangalore- 80	No		1,500,000	Cash
		No. 150/A, Kenkeri, 10th Main, RMV Extn., Sadashivanagara, Bangalore- 80	No		500,000	Cheque , Apex Bank, LH Branch
5	MCH President	Devaraja Market Building, Syyajirao Road, Mysore	No	2,500,000	2,500,000	Cash
6	Dhunseri Tea & Industries Ltd.	Dhunseri House 4A, Woodbum Park Kolkata-700020	Yes	2,000,000	2,000,000	Cheque No-273037, Dt-15.03.2016
7	Assam Company India Ltd.	52, Chowringhee Road Kolkata-700071	Yes	2,000,000	1,000,000	Cheque No- 088563, Dt-28.03.2016
		52, Chowringhee Road Kolkata-700071	Yes		1,000,000	Cheque No- 088564, Dt-30.03.2016
8	Sudhakar K	346-347, 14th Main RMV Extn Premavilla Sadasivanagar, Bangalore	Yes	2,000,000	2,000,000	Cheque No.817053, Dt. 02.03.2016, State Bank of Mysore, Vidhan Soudha, Bangalore
9	Shri Likha Maj	Maj Rubber Nursery & Plantaion, Itanagar, Arunachal	No	1,600,000	1,600,000	Cheque No- 064228, Dt-31.10.2015, Arunachal Pradesh Rural Bank
10	DCM Shriram ltd	1st Floor, Kanchanjungha Bldg, 18, Barakhambha Road New Delhi	Yes	1,500,000	1,500,000	Cheque No.113511, Dated 7.10.2015 HDFC, KG Marg New Delhi

Table: Details of top 10 donations above Rs 20,000 to INC during FY 2015-16

## Nationalist Congress Party (NCP)

Top 10 donations declared by NCP as received above Rs 20,000 from donors who contributed during FY 2015-16						
S.No.	Name	Address	PAN	Total Donations (Rs)	Amount of Contribution (Rs.)	Mode of Contribution *(Cheque/Demand Draft /cash)
1	Vedicon Industries Ltd	Fort House, 2nd Floor 221, Dt. D.N. Road Fort Mumbai-1	Yes	2,500,000	2,500,000	Federal Bank of India, Cheque No-394003, Dt- 25.08.2015
2	Vijay Sopam Machindra	B-901-902, Mayfair Meridiam Cesar Road Amboli Chunea, Andheri West Mumbai	No	2,500,000	2,500,000	RTGS Vide UTR No BARBR 52015113000771440 Bank of Baroda Andheri West. Mumbai
3	Tejukaya Farm	545, Kanti Mahal, 1 Flr.Tejukaya Park, Dr. B.A. Road Matunga, Mumbai-19	Yes	100,000	100,000	Kotak Mahindra Bank Matunga, Mumbai-19, Cheque No-000730, Dt- 04.12.2015
4	Shri Vasant Rao Davkhare	Dy. Chairman, Legislative Council, 201, Goutam Deep, Veer Bajiprabhu Deshpande Road Thane(W)-400602	Yes	100,000	100,000	Bank of India Thane Cheque No-949507, Dt- 27.04.2015
5	Shri Kiran Pawaskar	1702, Vision Crest D.S. Babarekar Marg, Dadar(W) Mumbai-400028	Yes	75,000	75,000	State Bank of Indian Madame Cama Rd. Cheque No- 170750, Dt- 18.05.2015
6	Shri Jayant Patil	Rajaram Nagar (Sakhrale) Tal. Walva Dist Sangli	Yes	75,000	75,000	Bank of India Versova Andheri Cheque No-001994, Dt- 18.05.2015
7	Shri Dilip Walse Patil	At Post Nirgudsar Tal. Ambegaon Dist Pune	Yes	75,000	75,000	State Bank of India Madame Cama Rd Cheque No-511473, Dt- 27.05.2015
8	Shri Hemant Takle	Hotel Green View Trimbak Road, Nashik	Yes	75,000	75,000	State Bank of India Madame Cama Rd. Cheque No- 816180, Dt- 12.05.2015
9	Shri Manohar Naik	Pusad Dist Yawatmal	Yes	75,000	75,000	State Bank of India, Madame Cama Rd. Cheque No- 862763, Dt- 04.06.2015
10	Shri Narhari Zirwal	At. Vanare Post Vare Tal. Dindori Dist. Nashik	Yes	75,000	75,000	State Bank of India Madame Cama Rd. Cheque No- 560519, Dt- 07.07.2015

Table: Details of top 10 donations above Rs 20,000 to NCP during FY 2015-16

## Communist Party of India (CPI)

Top 10 donations declared by CPI as received above Rs 20,000 from donors who contributed during FY 2015-16							
S. No.	Name	Address	PAN	Total Donations (Rs)	Amount of Contribution (Rs.)	Mode of Contribution *(Cheque/Demand Draft /cash)	Remarks
1	Secretary, Kerala State Council, CPI	M.N. Samarakam, Thycaud, Thiruvananthapuram-695014	No	3,684,562	2,500,000	Cheque/Bank Transfer	Party Fund Collection
		M.N. Samarakam, Thycaud, Thiruvananthapuram-695014	No		884,562	Cheque	Membership Fee
		M.N. Samarakam, Thycaud, Thiruvananthapuram-695014	No		300,000	Bank Transfer	Election Fund Collection
2	S.Sudhakar Reddy General Secretary, CPI	V.P.House 314, Rafi Marg, New Delhi-110 001	Yes	1,118,820	735,400	Bank Transfer	Contribution to Party Fund
		V.P.House 314, Rafi Marg, New Delhi-110001	Yes		10,000	Cheque	Election Fund

**Top 10 donations declared by CPI as received above Rs 20,000 from donors who contributed during FY 2015-16**

S. No.	Name	Address	PAN	Total Donations (Rs)	Amount of Contribution (Rs.)	Mode of Contribution *(Cheque/Demand Draft /cash)	Remarks
		V.P.House 314, Rafi Marg, New Delhi-110001	Yes		38,700	Bank Transfer	Levy
		V.P.House 314, Rafi Marg, New Delhi-110001	Yes		165,000	Cheque	Contribution
		V.P.House 314, Rafi Marg, New Delhi-110001	Yes		69,720	Cash	Contribution
		V.P.House 314, Rafi Marg, New Delhi-110001	Yes		100,000	Cash	90th Anniversary Collection
3	Secretary A.P. State Council, CPI	Dasari Nagabhusanar Bhavan, Hanumanpet, Vijayawada-520003	No	944,546	398,580	Cheque	Membership Fee
		Dasari Nagabhusanar Bhavan, Hanumanpet, Vijayawada-520003	No		150,000	Cheque	Party Fund Collection
		Dasari Nagabhusanar Bhavan, Hanumanpet, Vijayawada-520003	No		100,000	Bank Transfer	Party Fund Collection
		Dasari Nagabhusanar Bhavan, Hanumanpet, Vijayawada-520003	No		255,116	Bank Transfer	Election Fund
		Dasari Nagabhusanar Bhavan, Hanumanpet, Vijayawada-520003	No		40,850	Cash	Election Fund
4	Secretary, Telangana State Council, CPI	Office Makhdoom Bhavan, Himayat Nagar, Hyderabad-500029	No	909,097	88,228	Cheque	Membership Fee
		Office Makhdoom Bhavan, Himayat Nagar, Hyderabad-500029	No		500,000	Bank Transfer	Membership Fee
		Office Makhdoom Bhavan, Himayat Nagar, Hyderabad-500029	No		87,699	Bank Transfer	Party Fund Collection
		Office Makhdoom Bhavan, Himayat Nagar, Hyderabad-500029	No		233,170	Bank Transfer	Election Fund Collection
5	D.Raja	309, V.P. House Rafi Marg, New Delhi-1	Yes	895,000	120,000	Cash	Collection to Party Fund
		309, V.P. House Rafi Marg, New Delhi-1	Yes		50,000	Cash	Election Fund
		309, V.P. House Rafi Marg, New Delhi-1	Yes		600,000	Bank Transfer	M.P.Levy
		309, V.P. House Rafi Marg, New Delhi-1	Yes		125,000	Cash	Collection to 90th Anniversary
6	Secretary, Tamil Nadu State Council, CPI	19/43, South Boag Road, T. Nagar Chennai, Tamilnadu-600017	No	850,000	400,000	Cheque	Membership Fee
		19/43, South Boag Road, T. Nagar Chennai, Tamilnadu-600017	No		250,000	Cheque	Party Fund Collection

**Top 10 donations declared by CPI as received above Rs 20,000 from donors who contributed during FY 2015-16**

S. No.	Name	Address	PAN	Total Donations (Rs)	Amount of Contribution (Rs.)	Mode of Contribution *(Cheque/Demand Draft /cash)	Remarks
		19/43, South Boag Road, T. Nagar Chennai, Tamilnadu-600017	No		100,000	Cheque	Election Fund
		19/43, South Boag Road, T. Nagar Chennai, Tamilnadu-600017	No		100,000	Bank Transfer	Party Fund Collection
7	Secretary, Bihar State Council, CPI	Ajoy Bhavan, Langartoli, Patna-800004	No	610,300	50,000	Bank Transfer	Party Fund Collection
		Ajoy Bhavan, Langartoli, Patna-800004	No		560,300	Bank Transfer	Membership Fee
8	C.N.Jayadevan, MP	310, V.P. House Rafi Marg New Delhi-1	Yes	600,000	600,000	Bank Transfer	M.P.Levy
9	Secretary, West Bengal State Council, CPI	Bhupesh Bhavan, 162-B, Achaya, J.C. Bose Road Kolkatta-700014	No	552,422	100,000	Bank Transfer	Party Fund Collection
		Bhupesh Bhavan, 162-B, Achaya, J.C. Bose Road Kolkatta-700014	No		352,422	Cheque	Membership Fee
		Bhupesh Bhavan, 162-B, Achaya, J.C. Bose Road Kolkatta-700014	No		100,000	Bank Transfer	Election Fund
10	Shameen Faizee Secretary, CPI	AB-4, Purana, Quila Road, New Delhi-110034	Yes	470,000	110,000	Cash	Party Fund Collection
		AB-4, Purana, Quila Road, New Delhi-110034	Yes		360,000	Cash/Cheque	Contribution to 90th Anniversary

**Table: Details of top 10 donations above Rs 20,000 to CPI during FY 2015-16**

**Communist Party of India - Marxist (CPM)**

**Top 10 donations declared by CPM as received above Rs 20,000 from donors who contributed during FY 2015-16**

S.No.	Name	Address	PAN	Total Donations (Rs)	Amount of Contribution (Rs.)	Mode of Contribution *(Cheque/Demand Draft /cash)
1	Nasib Kaur Bains	Vill & Post Dhapai, Dist. Kapurtala, Punjab	Yes	2,100,000	2,100,000	Not Given
2	C P Narayanan	415 V P House, Rafi Marg, New Delhi	Yes	960,000	960,000	Not Given
3	K N Balagopal	401, V.P. House, New Delhi	Yes	960,000	960,000	Not Given
4	T.K. Rangarajan	518 V P House, Rafi Marg, New Delhi	Yes	960,000	960,000	Not Given
5	T.N. Seema	423, V.P. House, New Delhi	Yes	960,000	960,000	Not Given
6	Jitendra Choudhary	221 V P House, Rafi Marg, New Delhi	Yes	900,000	900,000	Not Given
7	M.B. Rajesh	508 V P House, Rafi Marg, New Delhi	Yes	900,000	900,000	Not Given
8	P K Sreemathi	421 V P House, Rafi Marg, New Delhi	Yes	900,000	900,000	Not Given
9	Shankar Prasad Dutta	315 V P House, Rafi Marg, New Delhi	Yes	900,000	900,000	Not Given
10	P. Karunakaran	41 North Avenue, New Delhi	Yes	825,000	825,000	Not Given

**Table: Details of Top 10 donations above Rs 20,000 to CPM during FY 2015-16**

## All India Trinamool Congress (AITC)

Top 10 donations declared by AITC as received above Rs 20,000 from donors who contributed during FY 2015-16						
S.No.	Name	Address	PAN	Total Donations (Rs)	Amount of Contribution (Rs.)	Mode of Contribution *(Cheque/Demand Draft /cash)
1	Subhendu Adhikari	Vill. Karkuli, P.O.-Contai, Dist- Purba Medenipur, West Bengal	Yes	1,500,000	1,500,000	Cheque
2	Dilip S. Damle	FL-1B, 50D/1 Purna Das Road, Gariahat, Kol-29	Yes	1,000,000	1,000,000	Cheque
3	Somnath Ganguli	11A, Russa Road(East), 2nd Lane, Kol-33	Yes	1,000,000	1,000,000	Cheque
4	Amitabhas Ray	D-2 S5 Shiva Apartments Baishnabghata, Patuli Kol-94	Yes	600,001	600,001	Cheque
5	Rabib Banerjee	B/6, 1/4 Hindusthan Road, Kol-29	Yes	500,000	500,000	Cheque
6	Sanjay Vora	Flat-12E, Block-B, Ideal Towers, 57, Diamond Harbour Road, Kol-23	Yes	500,000	500,000	Cheque
7	Divij Shah	39/1, Girish Mukherjee Road, Shivanand Apartments, Flat No 3D Kol-25	Yes	451,000	451,000	Cheque
8	Shishir J.Shah	156A, Lenin Sarani, Unit No. 412 Kol-13	Yes	400,001	400,001	Cheque
9	Abhishek Sarda	Sonam Apartments, 14, Ram Mohan Dutta Road, 3rd Floor, Kol-20	Yes	375,000	300,000	Cheque
		Sonam Apartments, 14, Ram Mohan Dutta Road, 3rd Floor, Kol-20	Yes		75,000	Cheque
10	Nitu Sarda	1/C, Heysham Road, 3rd Floor, Kol-20	Yes	90,000	90,000	Cheque

Table: Details of Top 10 donations above Rs 20,000 to AITC during FY 2015-16

## Annexure – 2

### State-wise contributions made in cash by donors to National Parties – FY 2015-16

State-wise contributions (By Cash- FY-2015-16)				
States Wise	BJP	CPI	INC	Grand Total
Karnataka	0	0	8,000,000	8,000,000
Meghalaya	0	0	2,154,550	2,154,550
New Delhi	0	963,720	150,000	1,113,720
Chhattisgarh	0	94,113	886,000	980,113
Madhya Pradesh	0	105,300	250,000	355,300
Uttar Pradesh	0	230,000	76,000	306,000
Kerala	0	305,000	0	305,000
Jharkhand	0	221,700	0	221,700
Bihar	51,000	0	131,000	182,000
Telangana	0	125,000	0	125,000
West Bengal	0	90,000	0	90,000
Rajasthan	0	0	57,000	57,000
Andhra Pradesh	0	40,850	0	40,850
Assam	0	420	27,600	28,020
Manipur	0	0	27,600	27,600
Haryana	0	26,165	0	26,165
Chandigarh	0	20,000	0	20,000
<b>Undeclared Address</b>	<b>80,000</b>	<b>408,550</b>	<b>100,000</b>	<b>588,550</b>
<b>Grand Total</b>	<b>Rs 1.31 lakhs</b>	<b>Rs 26.31 lakhs</b>	<b>Rs 118.59 lakhs</b>	<b>Rs 146.21 lakhs</b>

### Annexure – 3

#### Sector-wise contributions made from various states to National Parties – FY 2015-16

Sector-wise donations to National Parties from states : FY-2015-16 : Rs in crores				
States	Corporate/Business Houses	Individual	Unknown	Grand Total
New Delhi	50.47	3.65	0.01	54.13
Maharashtra	6.23	5.64	0.05	11.92
Karnataka	4.93	3.44	0.27	8.64
Gujarat	4.31	0.51	0.00	4.82
West Bengal	2.14	0.91	0.06	3.11
Chandigarh	2.00	0.02	0.02	2.04
Hyderabad	1.31	0.64	0.09	2.04
Haryana	1.63	0.19	0.003	1.83
Telangana	0.17	1.36	0.10	1.63
Tamil Nadu	0.33	1.20	0.09	1.62
Uttar Pradesh	1.10	0.07	0.02	1.19
Chhattisgarh	0.01	1.13	0.01	1.15
Kerala	0.63	0.08	0.37	1.08
Assam	0.065	0.69	0.01	0.76
Manipur	0	0.54	0.01	0.55
Rajasthan	0.01	0.46	0.01	0.48
Odisha	0	0.31	0.024	0.33
Meghalaya	0	0.31	0	0.31
Bihar	0.15	0.13	0.06	0.34
Goa	0.16	0.10	0.01	0.26
Andhra Pradesh	0.05	0.10	0.09	0.24
Punjab	0	0.21	0	0.21
Arunachal Pradesh	0	0.16	0.00	0.16
Madhya Pradesh	0.01	0.09	0.01	0.11
Puducherry	0	0.092	0.005	0.10
Uttarakhand	0.04	0.05	0	0.09
Jammu & Kashmir	0.08	0.00	0	0.08
Dadra and Nagar Haveli	0.08	0.00	0	0.08
Tripura	0	0.07	0	0.07
Jharkhand	0	0.02	0.01	0.03
Himachal Pradesh	0	0	0.01	0.006
Daman and Diu	0.002	0	0	0.002
<b>Incomplete/Undeclared Address</b>	<b>1.37</b>	<b>1.24</b>	<b>0</b>	<b>2.61</b>
<b>Grand Total</b>	<b>Rs 77.28 crores</b>	<b>Rs 23.41 crores</b>	<b>Rs 1.33 crores</b>	<b>Rs 102.02 crores</b>